

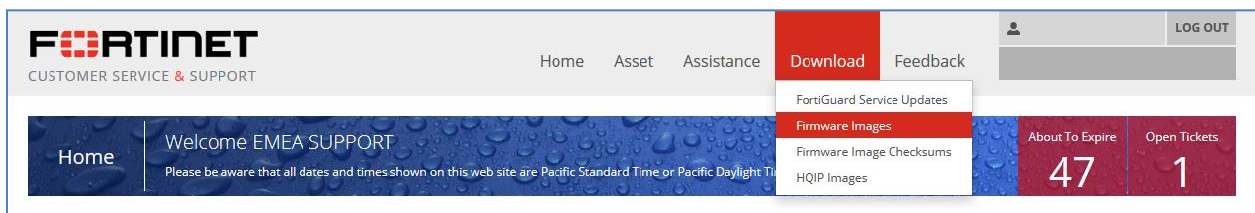
Download Firmware Images

You must have at least one product in your asset list with a current valid support contract in order to access the Download Firmware Images function.

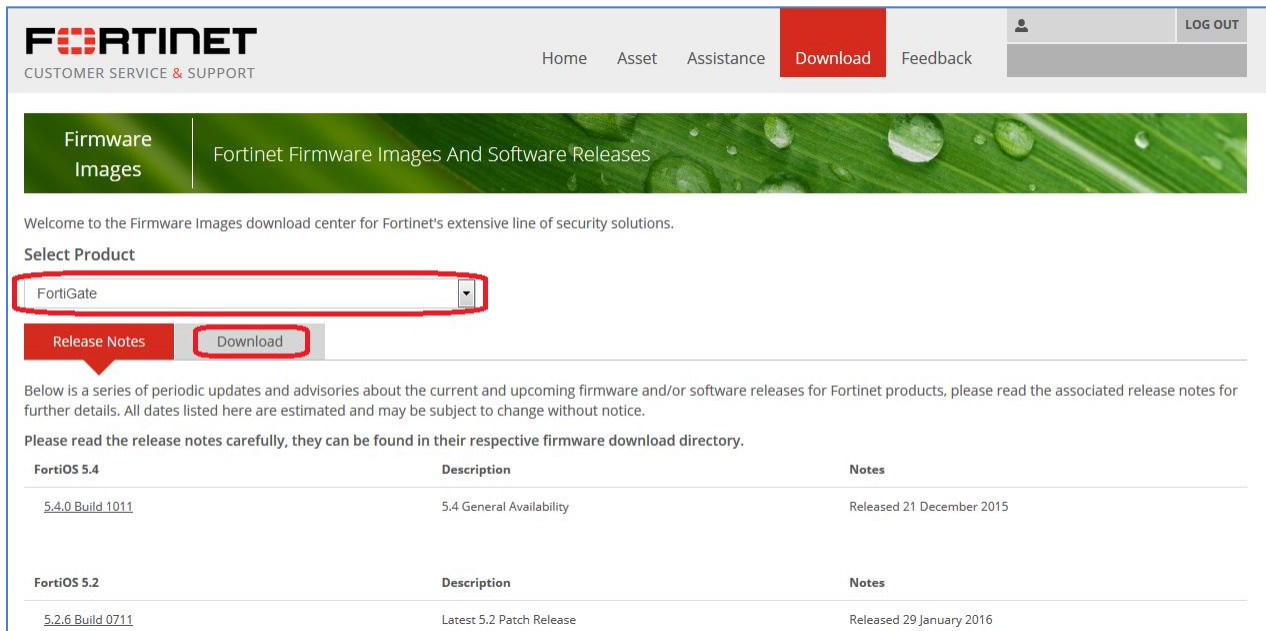
To download the latest firmware images, login to <https://support.fortinet.com> with your account ID/email and password.

FSSO agent, SSL VPN standalone clients, Initial Virtual Machines and MIB's can also be found here.

1. Go to Download and select **"Firmware Images"**



2. On the Firmware Images page, select your product type from the drop down menu and choose the Download tab.



Download Firmware Images

3. Navigate through the file paths until the required image is found. The following example is for V5.4.0 firmware for the FortiGate 1000C.

[Release Notes](#) [Download](#)

Image File Path
[/ FortiGate/](#)

Image Folders/Files

	Name	Size (KB)	Date Created	Date Modified
📁	Archives	Directory	2007-08-25 03:08:49	2007-08-25 03:08:49
📁	v2.80	Directory	2007-08-25 03:08:29	2007-08-25 03:08:29
📁	v3.00	Directory	2010-02-17 10:02:36	2010-02-17 10:02:36
📁	v4.00	Directory	2016-01-19 17:01:09	2016-01-19 17:01:09
📁	v5.00	Directory	2016-02-11 13:02:47	2016-02-11 13:02:47



[Release Notes](#) [Download](#)

Image File Path
[/ FortiGate/ v5.00/](#)

Image Folders/Files

[Up to higher level directory](#)

	Name	Size (KB)	Date Created	Date Modified
📁	5.0	Directory	2015-05-15 17:05:57	2015-05-15 17:05:57
📁	5.2	Directory	2016-01-29 16:01:14	2016-01-29 16:01:14
📁	5.4	Directory	2015-11-06 13:11:58	2015-11-06 13:11:58
📁	Feature_Support	Directory	2014-02-11 15:02:59	2014-02-11 15:02:59



[Release Notes](#) [Download](#)

Image File Path
[/ FortiGate/ v5.00/ 5.4/](#)

Image Folders/Files

[Up to higher level directory](#)

	Name	Size (KB)	Date Created	Date Modified
📁	5.4.0	Directory	2016-03-02 11:03:55	2016-03-02 11:03:55

Download Firmware Images










[Release Notes](#) [Download](#)

Image File Path

/ FortiGate/ v5.00/ 5.4/ 5.4.0/

Image Folders/Files

[Up to higher level directory](#)

Name	Size (KB)	Date Created	Date Modified		
 FSSO	Directory	2015-12-21 19:12:07	2015-12-21 19:12:07		
 MIB	Directory	2015-12-21 19:12:24	2015-12-21 19:12:24		
 VPN	Directory	2015-12-21 19:12:29	2015-12-21 19:12:29		
 FGR_90D-v5-build1011-FORTINET.out	30,212	2015-12-21 19:12:53	2015-12-21 19:12:53	HTTPS	Checksum
 FGT_1000C-v5-build1011-FORTINET.out	37,856	2015-12-21 19:12:56	2015-12-21 19:12:56	HTTPS	Checksum
 FGT_1000D-v5-build1011-FORTINET.out	34,930	2015-12-21 19:12:59	2015-12-21 19:12:59	HTTPS	Checksum
 FGT_100D-v5-build1011-FORTINET.out	37,680	2015-12-21 19:12:03	2015-12-21 19:12:03	HTTPS	Checksum
 FGT_1200D-v5-build1011-FORTINET.out	38,645	2015-12-21 19:12:07	2015-12-21 19:12:07	HTTPS	Checksum
 FGT_140D_POE-v5-build1011-FORTINET.out	37,921	2015-12-21 19:12:17	2015-12-21 19:12:17	HTTPS	Checksum

4. Select the 'HTTPS' link to start the download. The 'Checksum' link can be used to check the integrity of the downloaded firmware file; this is explained in the KB article 'How to verify downloaded firmware checksum'.

It is very **IMPORTANT** to read the Release Notes prior upgrading your device to a new Firmware release version